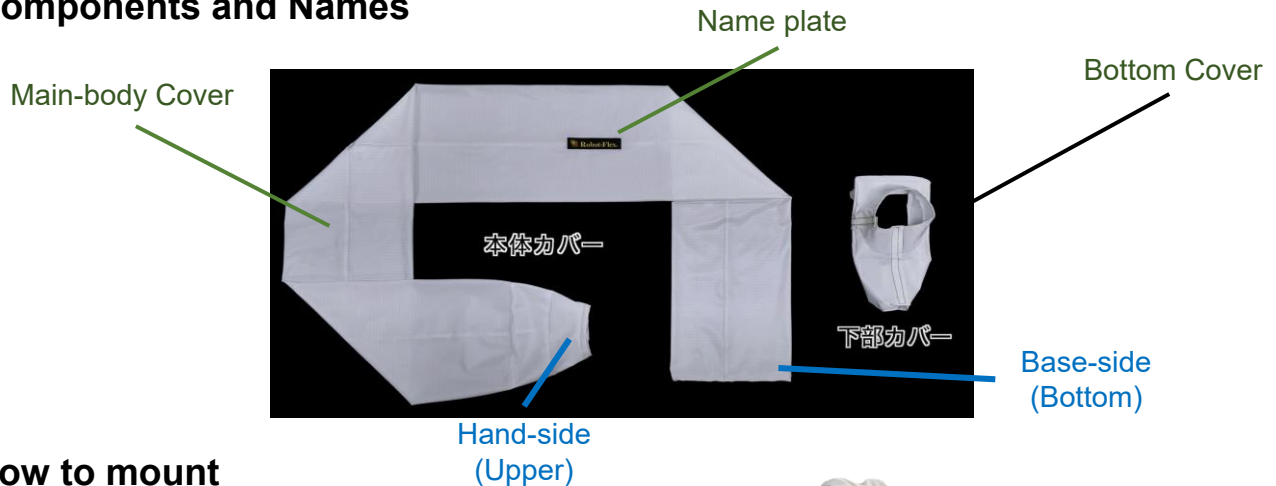


Thank you for choosing NABELL Robot-Flex. The below, will help guide you in installing the cover properly.

Installation Precautions

- The images of the products shown are for reference only. Your model may vary slightly
- Remove any peripheral devices before installing the cover to minimize any risk of damage.
- Verify the robot is at rest and powered off before installing your Robot-Flex cover.
- Installation and removal should be performed slowly and carefully.
- Excessive force may cause damage to the robot, cover and/or cause personal injury.
- After installing the cover, check for gaps at the joined areas. Adjust, if necessary.
- Manually move robot, about all axis of rotation to insure smooth movement, before powering on

1. Components and Names



2. How to mount


① Status of mount

- Position the robot where it is easy for mounting.



② Mounting of Base Cover


- Detach all the Velcro and mount the cover from both sides like wrapping up the robot base.
- Locate the horn-shaped ledge to the cable connecting area and tightly fasten the Velcro.



Cable path

③ Mounting of Main Cover



- The cover is cylindrical shaped.
- Large open end is for base side, and small open end is for hand side.




Small open end
(Hand side)

Large open end
(Base side)

- Mount the cover from large open end and forward.
- It will be easy to mount the cover if you pull and keep widening it.
- On the small end, detach Velcro temporarily and complete mounting.
- Make sure to fasten Velcro tightly not leaving open gap as much as possible.



- Large end of the cover shall be mounted over the base cover, and make sure not to leave any open gap between them.




Main Cover

Main Cover over Base Cover

Base (Bottom) Cover

- Adjust the cover position as each wring position location indicated in the below left picture.
- Mounting completed




Location of Nameplate

Wring position



Contact Information

	株式会社 ナベル NABELL CORPORATION https://www.bellows.co.jp E-mail:nabell@bellows.co.jp	Headquarters 7-2-3 Yumegaoka, Iga, Mie, 518-0873 TEL: +81-595-21-5060 NABELL USA CORPORATION 208 Charter St Albemarle, NC 28001 U.S.A TEL:+1-704-986-2455
---	--	--